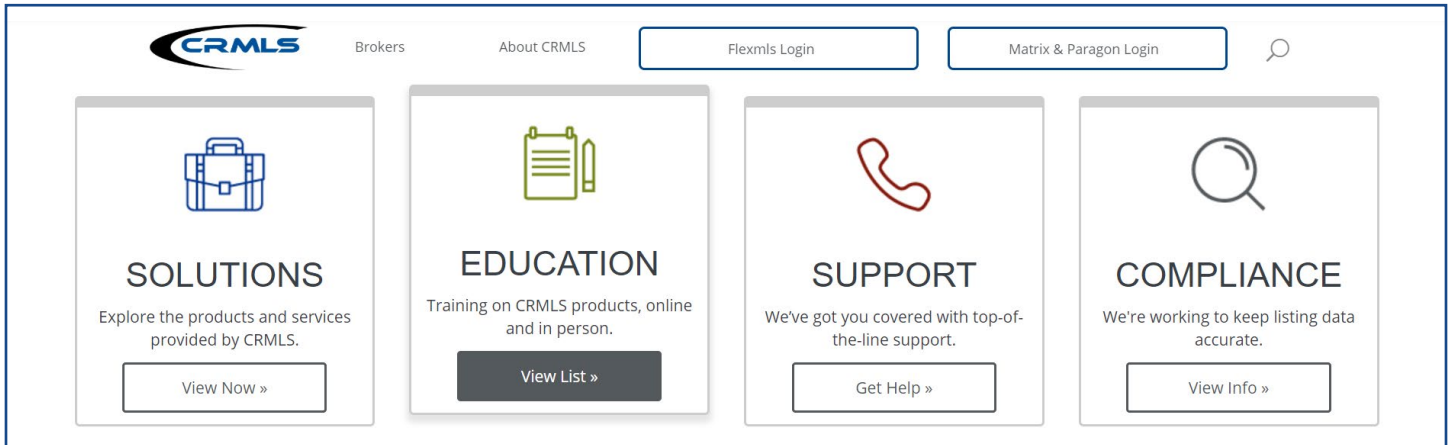




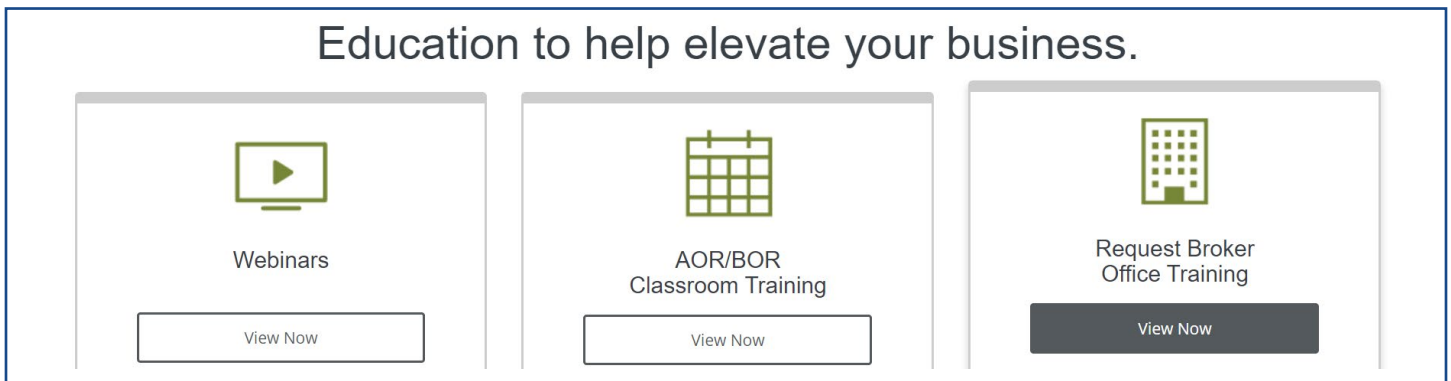
How to Schedule a Virtual Broker Office Training

CRMLS offers virtual training sessions on MLS products and services to its participating brokers at no additional cost. It's easy to see your options and schedule training sessions. Just follow these steps.

Step 1: Go to CRMLS.org and click on "Education."



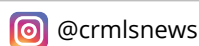

Step 2: Click on "Request Broker Office Training."



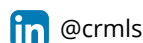
Step 3: Fill out the fields on the form. If you'd like an overview of our virtual classes, click on where it says, "CLICK HERE for a detailed description of all the class topics available."



Step 4: Sit tight! A member of our training team will respond to your virtual training request as soon as possible.



CRMLS.ORG | 800.925.1525



Updated April 9, 2020 12:30 PM